



**SEEA**  
SOUTHEAST ENERGY EFFICIENCY ALLIANCE

---

# Where Are We Now: Pandemic Impacts on the Southeast Energy Sector


October 20, 2020, 10 a.m.

---

The background of the slide is a light cream color, decorated with several small, realistic-looking pumpkins in shades of orange and yellow. Scattered throughout are pieces of candy corn, which are yellow with orange and red tips. There are also a few small, yellow, maple-like leaves. The decorations are more densely packed in the upper right and lower right corners, with a few scattered in the lower left.

Welcome!

Tell us your name and your  
favorite fall activity in the chat.



---

The Southeast Efficient Energy Alliance (SEEA) promotes energy efficiency as a catalyst for economic growth, workforce development and energy security across 11 southeastern states including Alabama, Arkansas, Florida, Georgia, Kentucky, Louisiana, Mississippi, North Carolina, South Carolina, Tennessee and Virginia.

---

# Areas of Work

---



Energy Efficiency  
Policy



Built  
Environment



Energy Efficient  
Transportation



Regional  
Investments

# Today's Presentation

---

## Agenda:

- I. Regional Policy & Utility  
Program Updates
- II. Energy Debt Crisis
- III. Energy Industry  
Economic Impact
- IV. Resources
- V. Q&A




**Claudette Ayanaba**  
*Policy Manager*



**Anne Blair**  
*Director of Energy  
Efficient Transportation*



**Sarah Burgher**  
*Communications  
Manager*



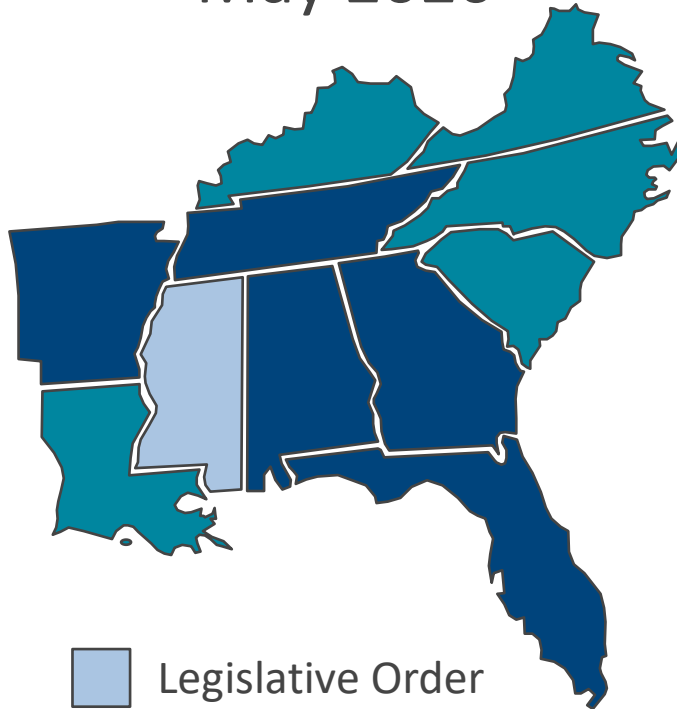
**Maggie Kelley**  
*Built Environment Project  
Manager*

The background of the slide features a low-angle shot of a tall, metal lattice power line tower against a clear blue sky. In the upper right corner, there are branches with bright yellow autumn leaves, some of which are falling. A semi-transparent white horizontal band is positioned across the middle of the image, containing the title text.

# Regional Policy & Utility Program Updates

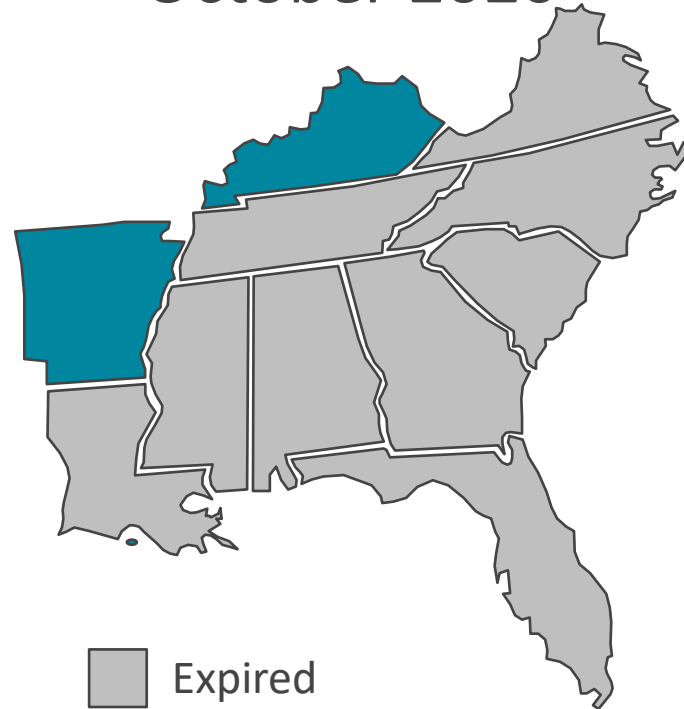
# Utility Disconnection Suspensions

May 2020



- Legislative Order
- Voluntary Agreement
- Commission Order

October 2020



- Expired
- Commission Order

# Energy Efficiency Legislation Status

---

## No Movement

Georgia

[HR 1430](#)

South Carolina

[H 5335](#)

## Enacted or Approved

Florida

[HB 7018](#)

Mississippi

[HB 1788](#)

[SB 3044](#)

[HB 1793](#)

South Carolina

[H 4940](#)



# Public Service Commissions

---

## **Elections:**

Alabama PSC

Georgia PSC

## **Appointments:**

Florida PSC

Mississippi PUS

South Carolina PSC

visit [vote.org](https://www.vote.org) for election information in your area

# Energy Efficiency Regulatory Proceedings

---

## Rate Cases

- Arkansas
- Kentucky
- Mississippi
- North Carolina
- South Carolina
- Virginia

## IRP

- North Carolina
- Virginia

## EE Rules

- Florida
- Louisiana

## DSM

- Florida

## SEEM

- Southeast Energy Exchange Market

# Utility Energy Efficiency Programs

---

## **Paused**

- Residential on-site programs

## **Adapted**

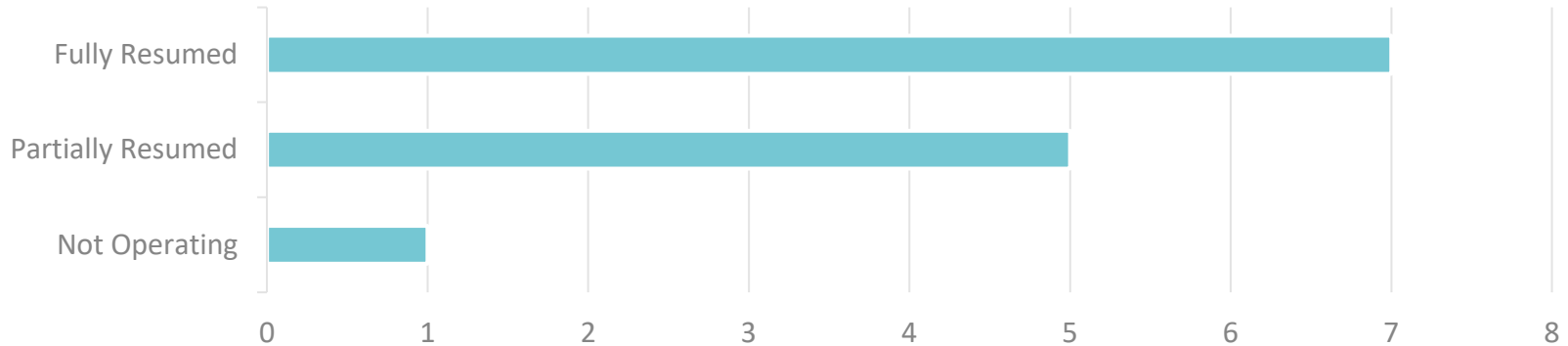
- Energy efficiency savings kits

## **Innovative**

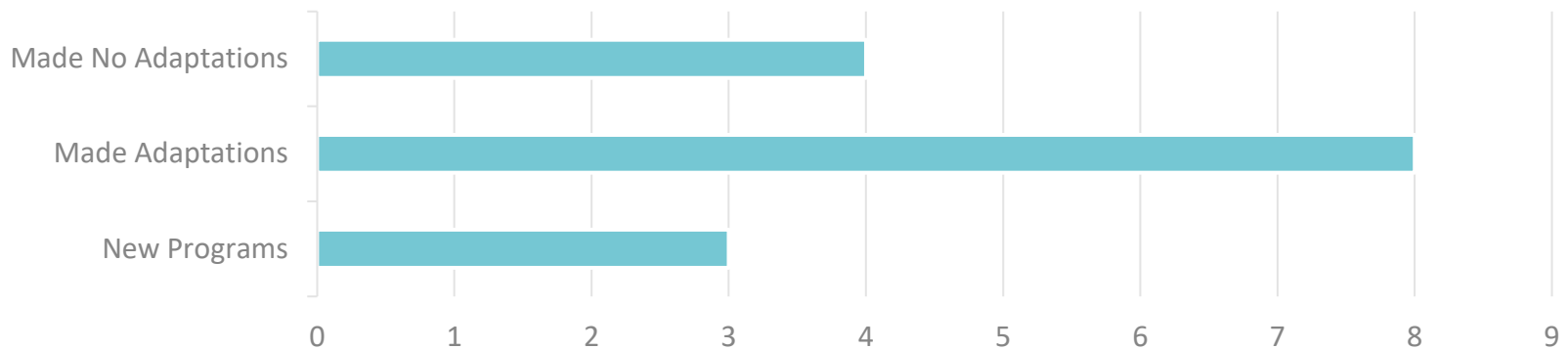
- Targeting empty facilities

# Utility Programs Impacts

## Current Status of Disrupted Energy Efficiency Programs



## Introduction of New Energy Efficiency Programs or Adaptations



# Energy Efficiency Program Design

---

**Wear masks in the field**

**Reduce points of contact**

**Additional safety measures**

- [building-performance.org](https://building-performance.org)

# Energy Efficient Transportation Policy & Program Updates

## State Policy

- Alabama
- Florida
- South Carolina
- North Carolina
- Tennessee
- Virginia

## Programs

- Utility Fleets

# EV Charging Infrastructure

---

## ChargePoint

- 2.5 million stations by 2025

## EVgo

- 2,700 new stations next year

## Pivot

- Largest DC fast charging installation in the Southeast

## Plug In SC

- Standardize EV charging signage

## Electrify America

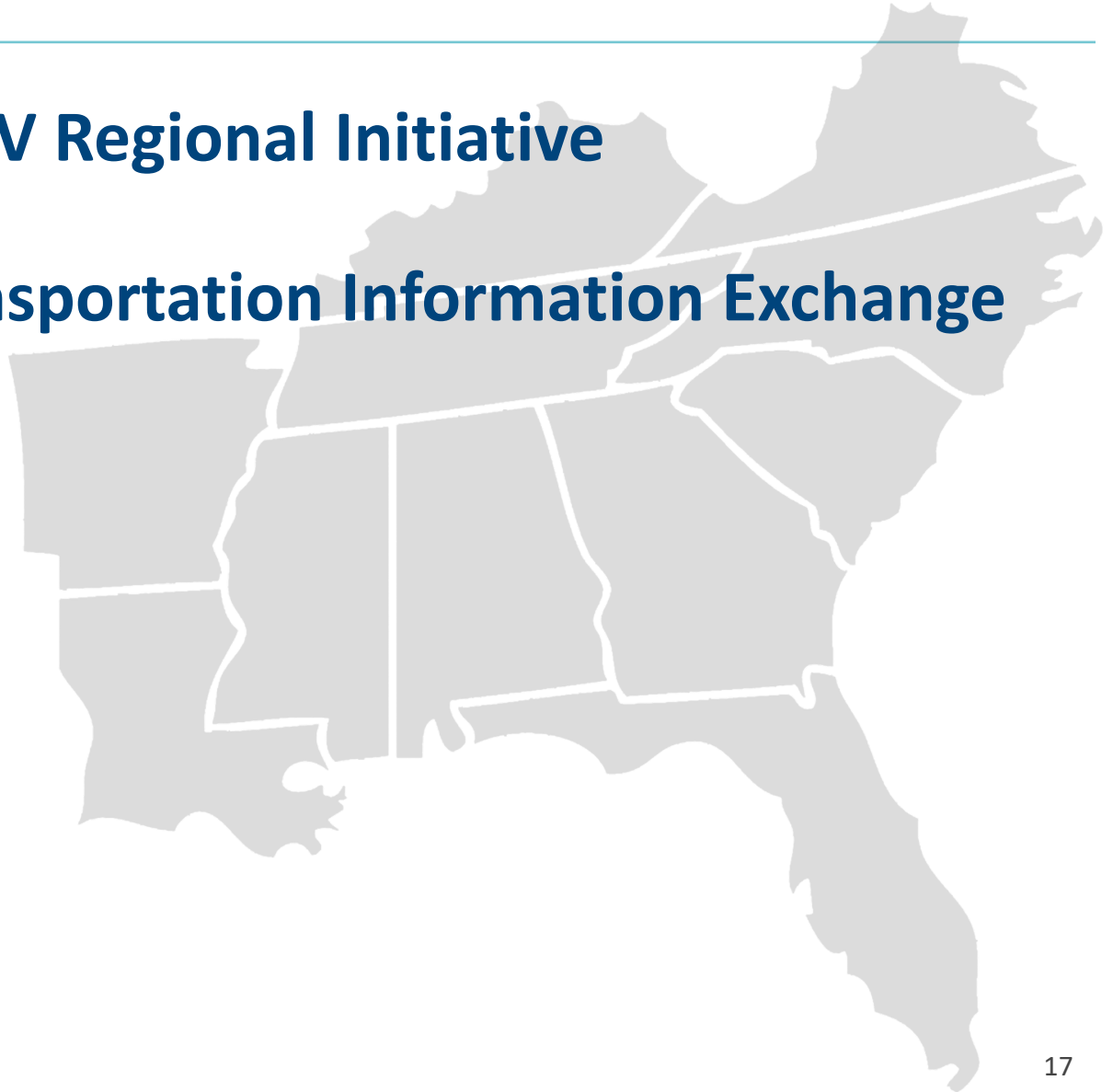
- Expanding charging depots in the region

# Energy Efficient Transportation Partnerships

---

## **Southeast EV Regional Initiative**

## **Electric Transportation Information Exchange**



What's keeping you from  
business as usual?

A hand holds a smartphone with a calculator app open. The phone's screen shows a large '0' and various calculator buttons like AC, %, ×, ÷, +, -, =, and numbers 1-9. The background is a blurred image of financial documents, including what appears to be a utility bill with a date of 'Mar 04, 2019' and some text like 'Energy Debt Crisis'.

# Energy Debt Crisis

# Utility Sector Economic Recovery Efforts

---

## Alabama

- Huntsville Utilities & TVA

## Georgia

- Georgia Power Project Share

## North Carolina

- State funds to support utility bill payment

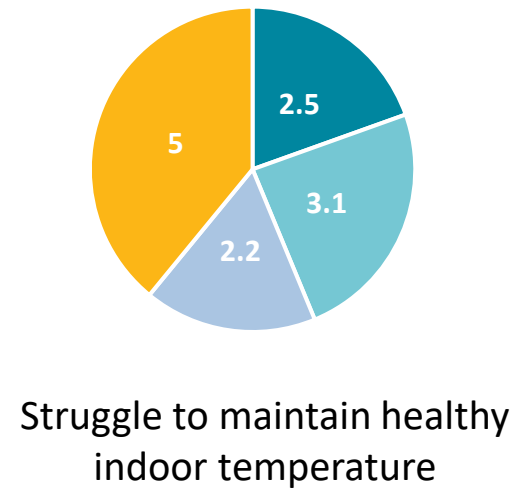
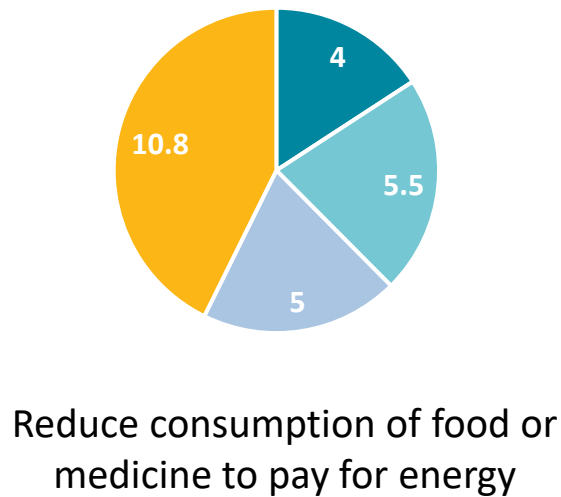
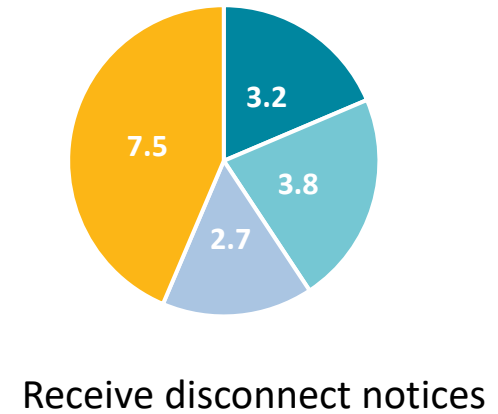
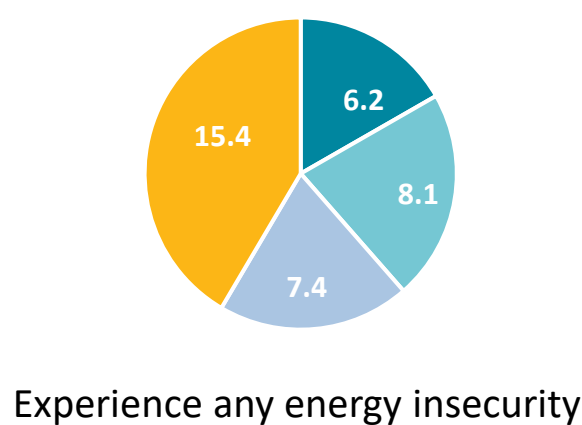
## Tennessee

- Knoxville Utilities Board & TVA

# Energy Insecurity before COVID-19



Units: households (in millions)



# Individual Economic Impacts

---

We're still **collecting and analyzing** data.

What have we learned that can **increase energy efficiency** in homes?

What are the **barriers to long-term implementation** of temporary programs and policies?

How can we keep residents struggling with energy debt **engaged in energy efficiency** programs?

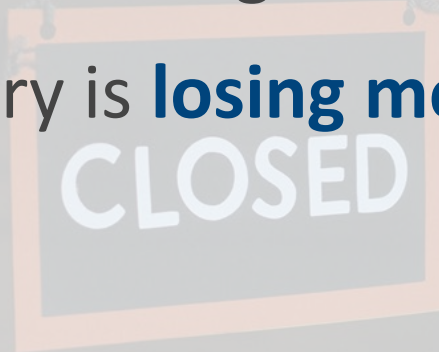
# Commercial & Small Business Impacts

---

**1 in 5** small businesses are closed

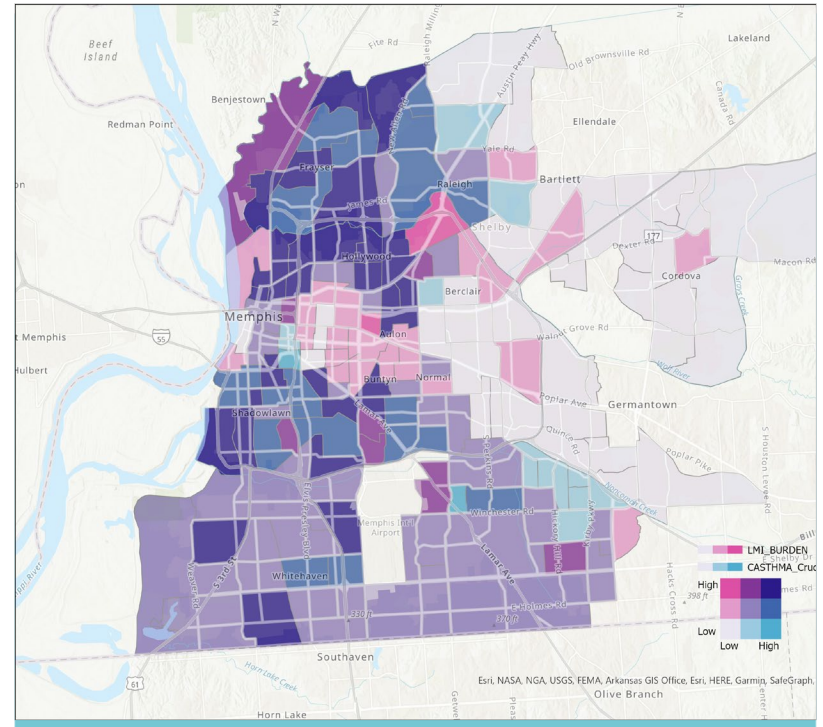
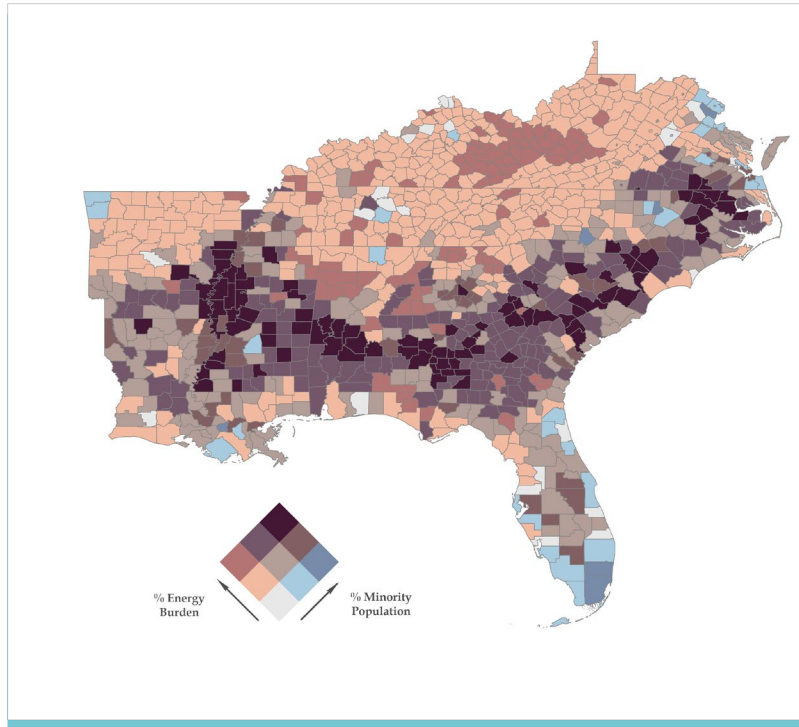
Paycheck Protection Program is **largely gone**

Economic recovery is **losing momentum**




Source: [Small-Business Failures Loom as Federal Aid Dries Up](#), The New York Times

# Energy Insecurity in the Southeast



What would help you get back to  
business as usual?

Dow Jones



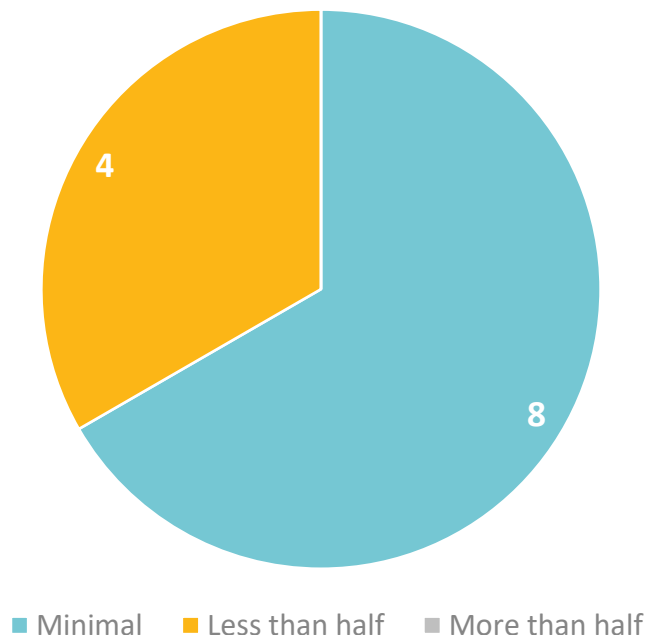
# Energy Industry Economic Impacts

Index vom Vortag, Veränderung		Index vom Vortag, Veränderung	
S&P-500 USA	2874,0	0,07%	
S&P-TSX Kanada	2882,3	-0,02%	
Shanghai Comp. China	9659,1	-0,21%	
50 Europa	3140,1	-0,51%	
	2867,2	-0,19%	
	2184,4		

# Energy Efficiency Program Workforce

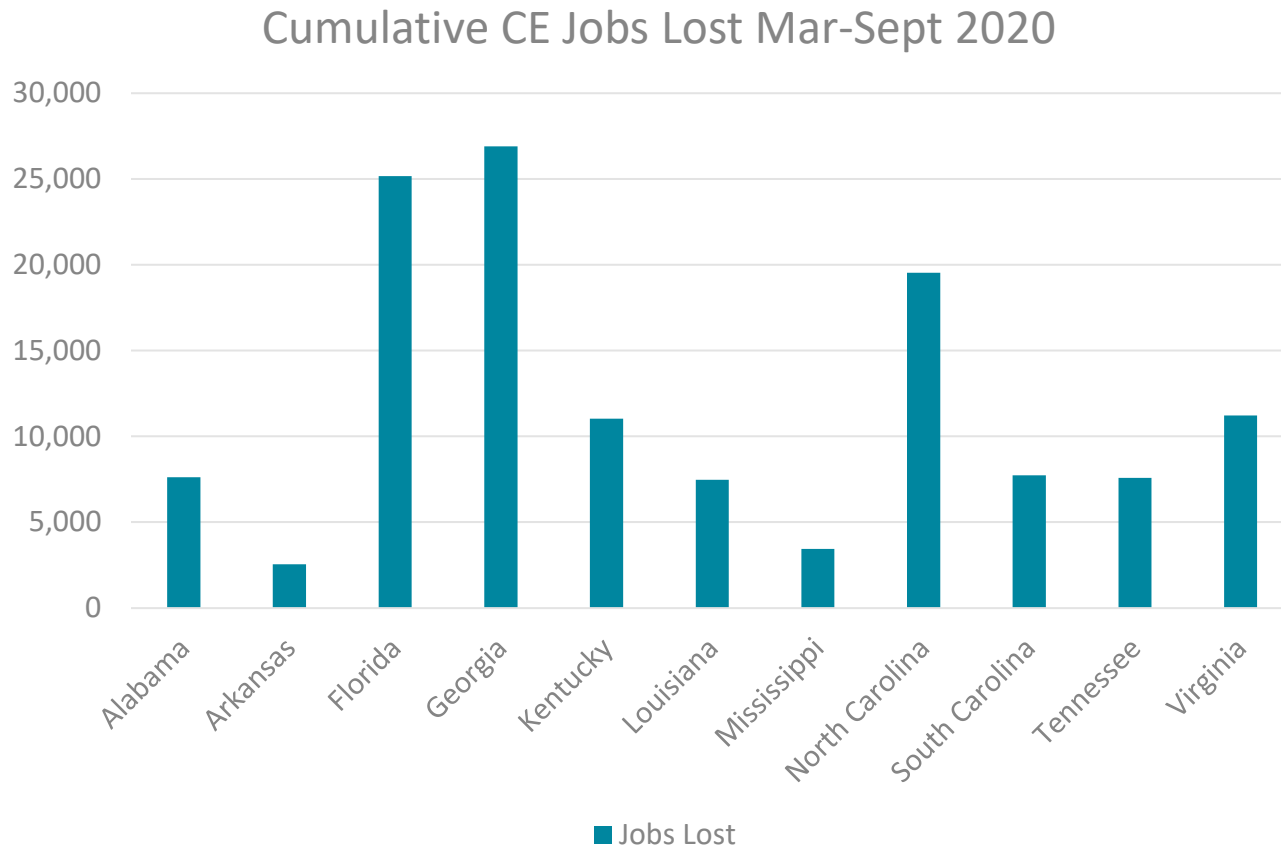
---

How much of your EE workforce (directly employed or indirectly contracted) has been affected by reduced hours or job losses?



Source: [\*Clean Energy Employment Initial Impacts from the COVID-19 Economic Crisis, September 2020\*](#), E4 the Future

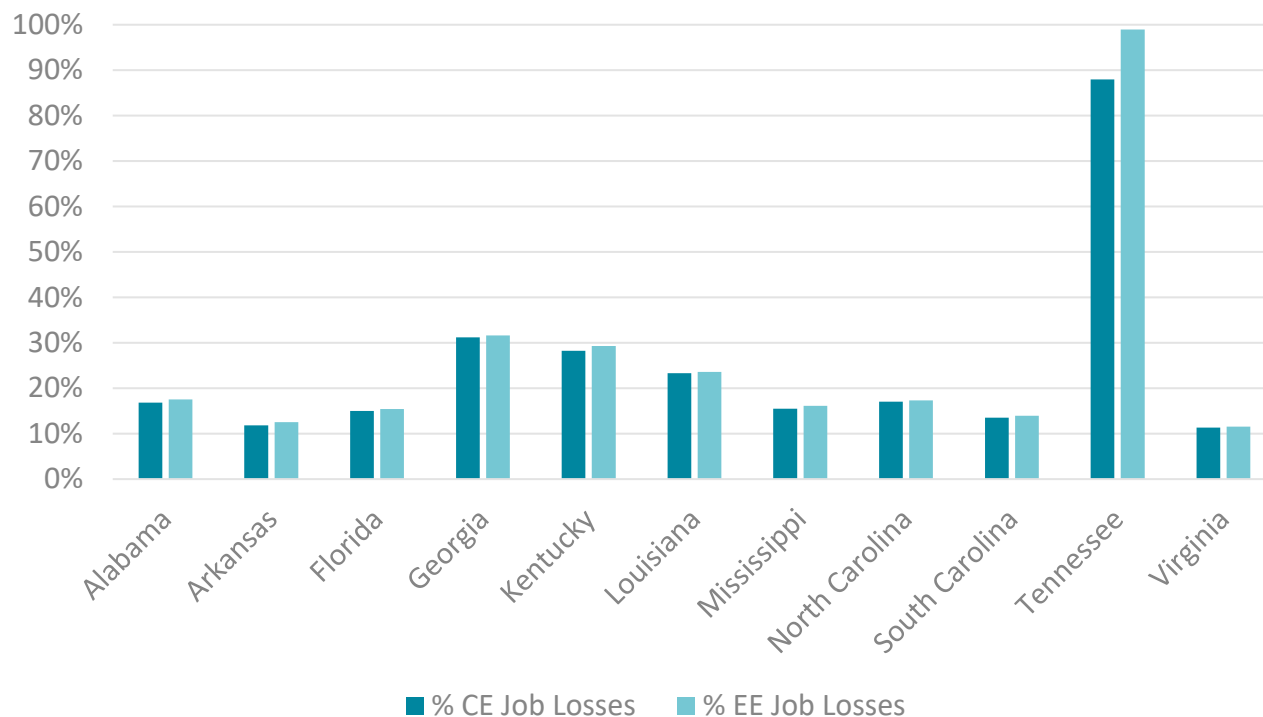
# Southeast Energy Efficiency Workforce



Source: [Clean Energy Employment Initial Impacts from the COVID-19 Economic Crisis, September 2020](#), E4 the Future

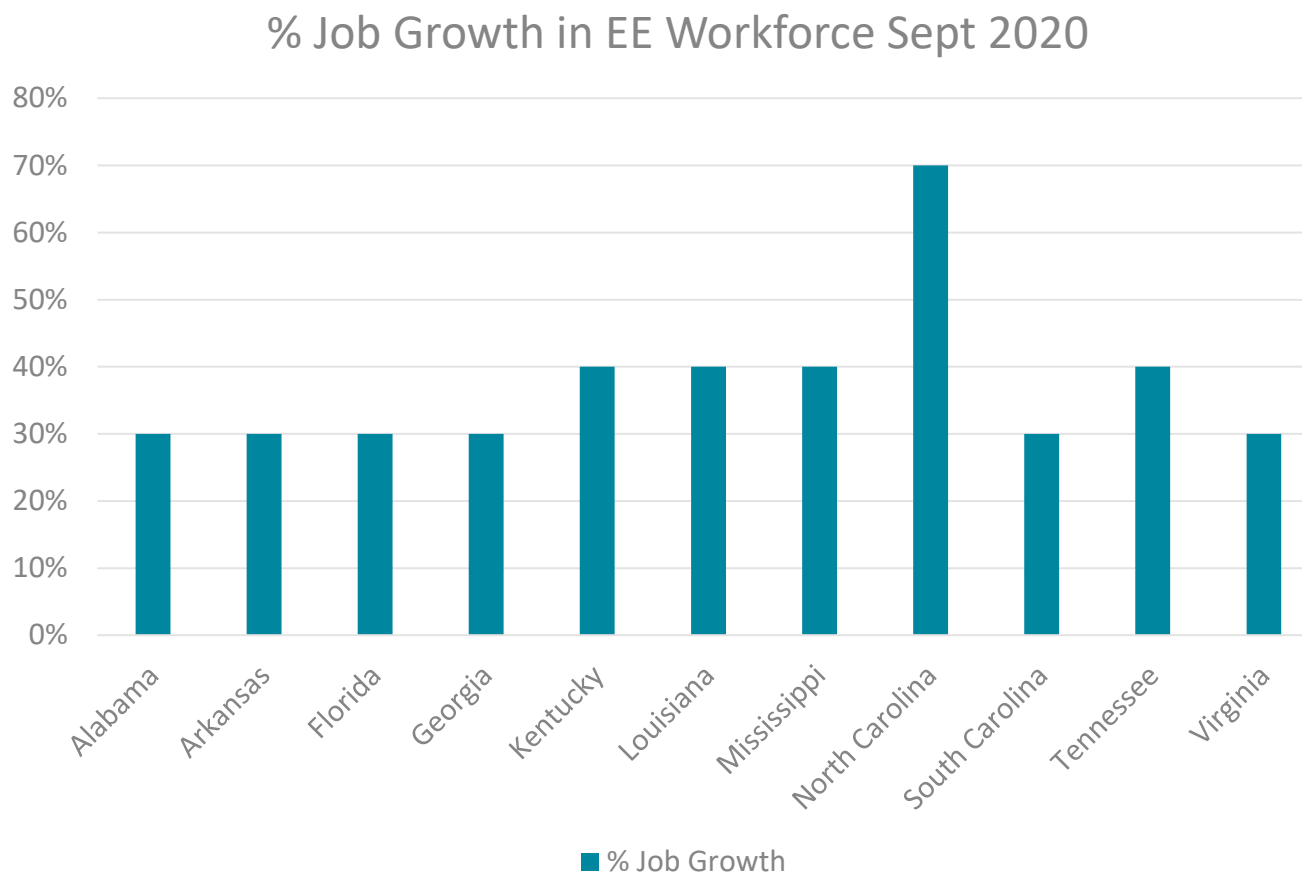
# Southeast Clean Energy & Energy Efficiency Workforce

% Clean Energy & Energy Efficiency Cumulative Job Losses by State



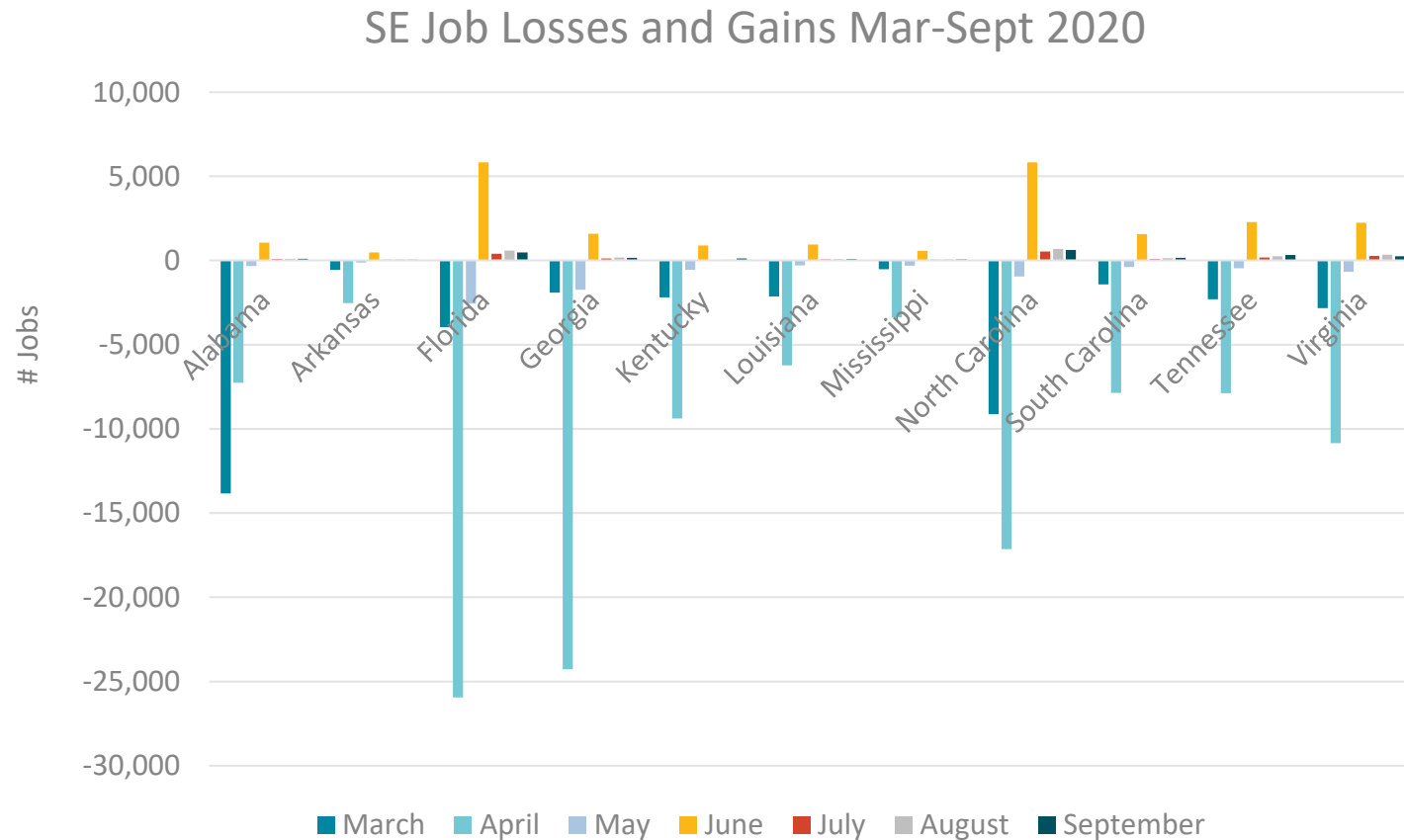
Source: [Clean Energy Employment Initial Impacts from the COVID-19 Economic Crisis, September 2020](#), E4 the Future

# Southeast Energy Efficiency Workforce



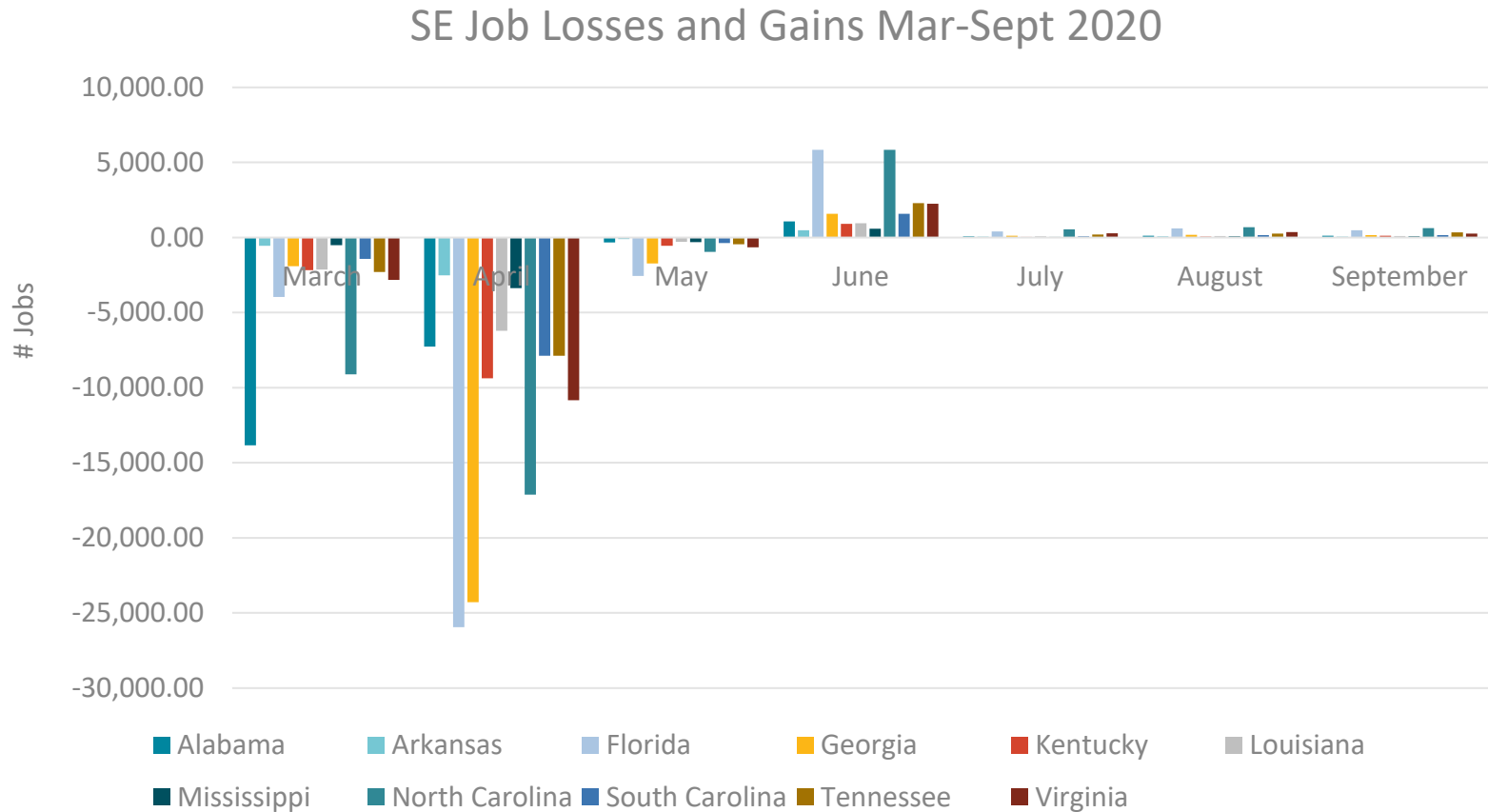
Source: [Clean Energy Employment Initial Impacts from the COVID-19 Economic Crisis, September 2020](#), E4 the Future

# Southeast Energy Efficiency Workforce



Source: [Clean Energy Employment Initial Impacts from the COVID-19 Economic Crisis, September 2020](#), E4 the Future

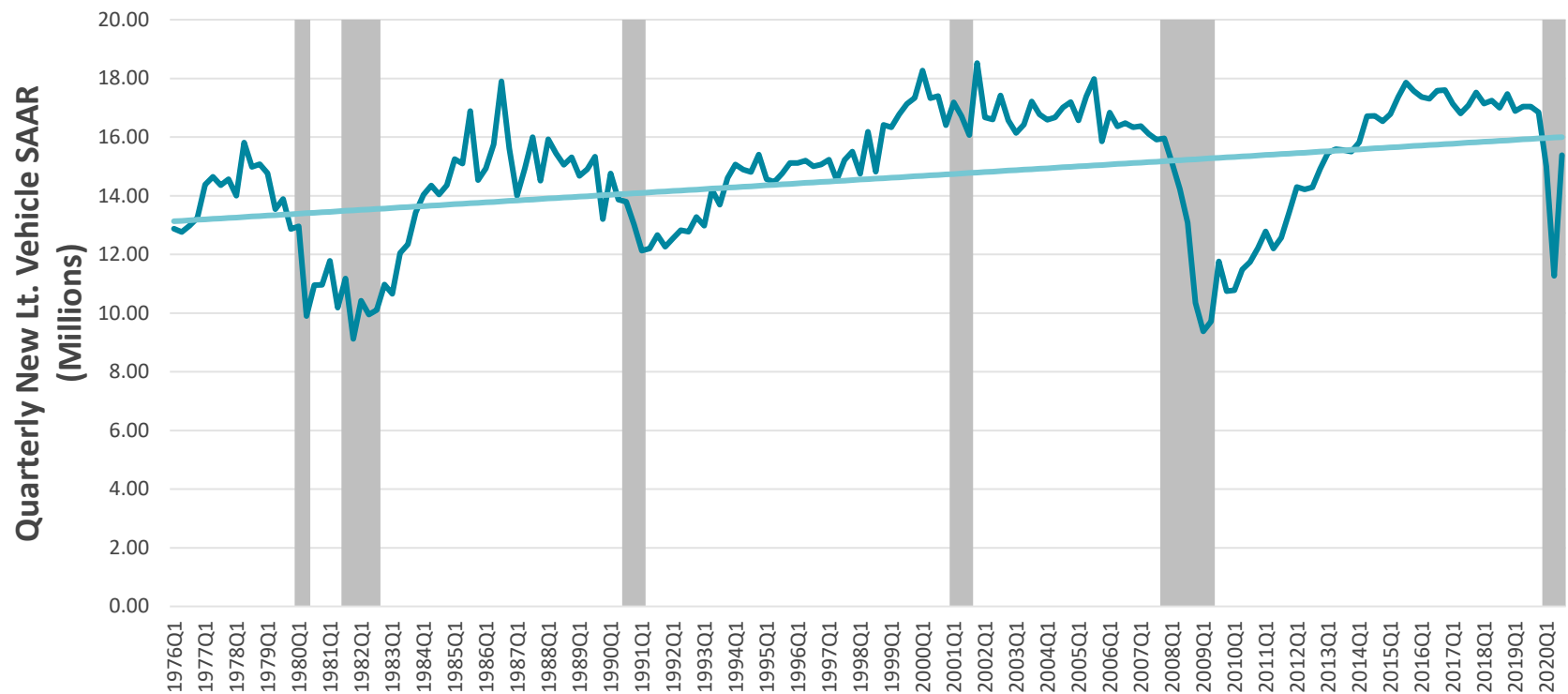
# Southeast Energy Efficiency Workforce



Source: [Clean Energy Employment Initial Impacts from the COVID-19 Economic Crisis, September 2020](#), E4 the Future

# Quarterly New Vehicle Sales

Many manufacturers are **moving forward**



Source: Cox Automotive Mobility

# Energy Efficient Transportation Industry

---

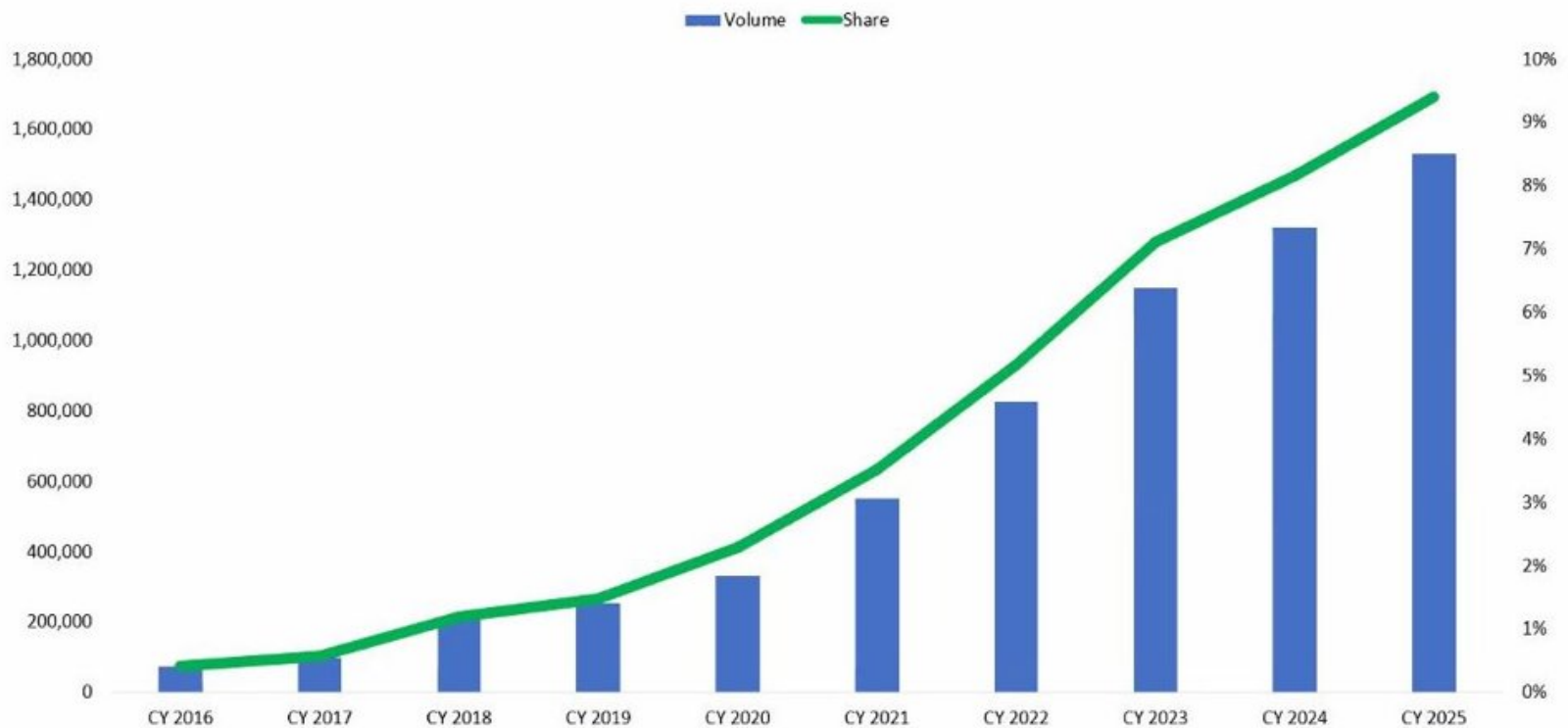
**3** states; over **\$1 billion** invested; **1,210** jobs

## Economic Development News

- [Mercedes-Benz U.S. International](#)
- [SK Innovation](#)
- [Arrival](#)

# EV U.S. Sales Forecast

**\$8.5 M** in new EV sales expected by 2025



Source: Cox Automotive Mobility

# EV Market Updates

---

## Coming in 2021

Ford Mustang Mach-E

GMC Hummer EV SUT

Tesla Cybertruck

Polestar 2

Nissan Ariya

Mercedes-Benz EQC

Volkswagen ID.4

Audi e-tron GT

Volvo XC40 Recharge

Rivian R1S

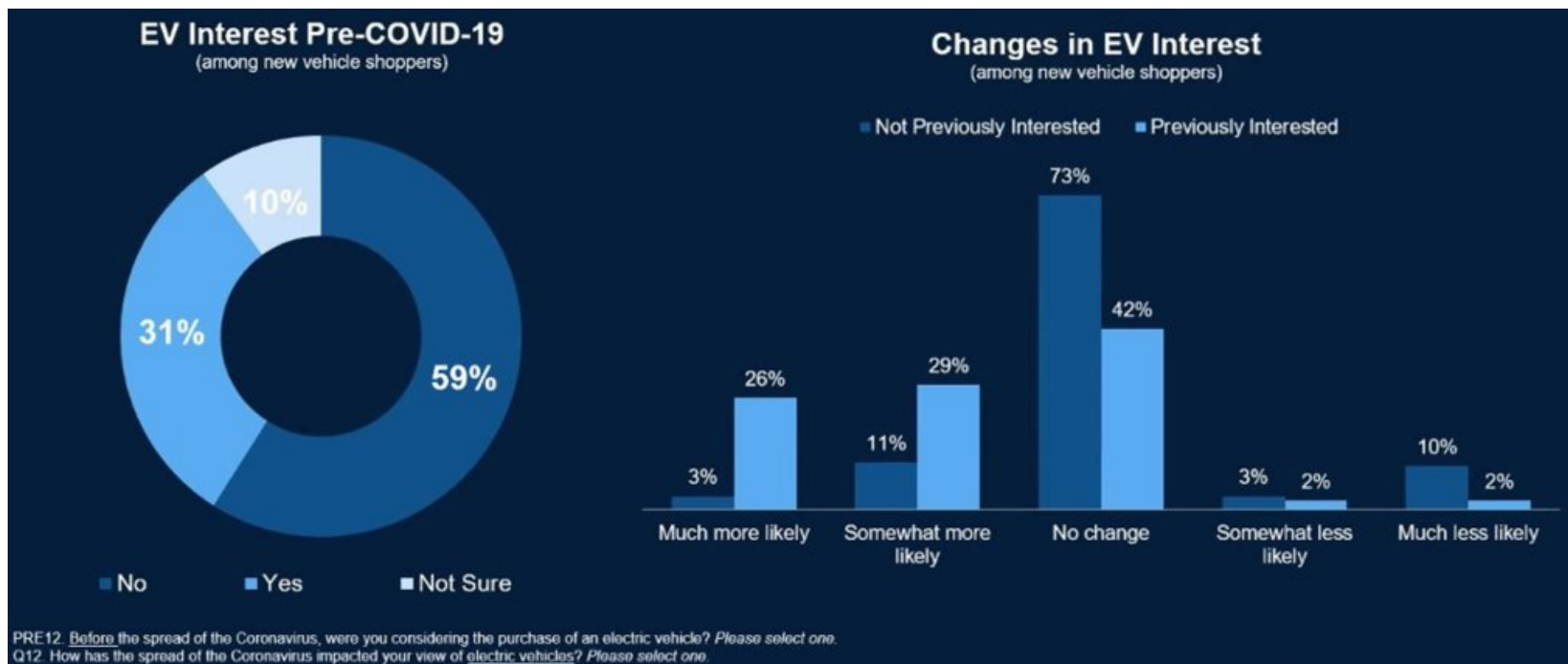
Hyundai IONIQ Electric

BMW iNext

*The all-new EQC*

# EV Consumer Interest

**55%** of buyers are **more interested** in EVs post-COVID



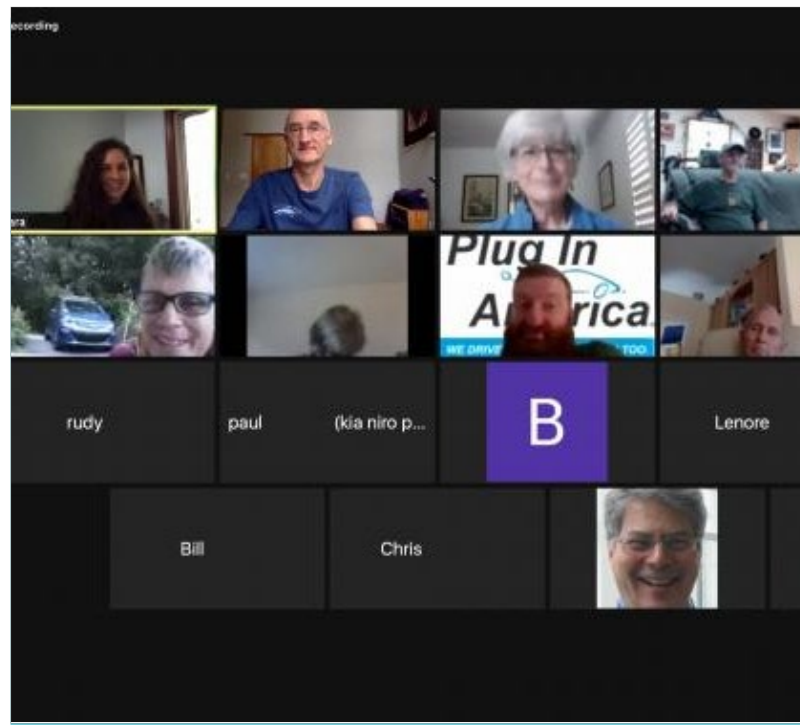
Source: Cox Automotive Mobility

# National Drive Electric Week



## Socially-distant EVs at the Market

*Photo Credit: Mark Bentley, Executive Director,  
Alabama Clean Fuels Coalition*



## Women and the EV Experience Virtual Panel

*Photo Credit: Blue Ridge EV Club*

# Construction & Related Industries

---

## **Essential workers**

- Most states, especially the Southeast

## **Delays**

- Stem from additional safety protocols or supply chain issues

## **Virtual inspections & review processes**

- Can take longer depending on interaction with the customer

# Economic Impact to Commercial Buildings

---

## **Product type**

- Determines demand and load

## **Improving energy efficiency**

- Motivation to make commercial buildings more efficient

How long do you expect before  
normal business returns?

A photograph of a person's hand pointing at a laptop screen. The hand is wearing a black wristband. The laptop is silver and open. The background is blurred. A semi-transparent white horizontal band is overlaid across the middle of the image, containing the word "Resources" in a dark blue serif font.

# Resources

Q & A

# Coming Soon

---



**Late October** – New COVID-19 Resources

**Mid-November** – Election Highlights

**December 8-10** – What's Next Event Series

# Our #IsolationCreations

We stayed home and got creative!



Pumpkin Garden Helpers



Home Office Upgrade



Home School



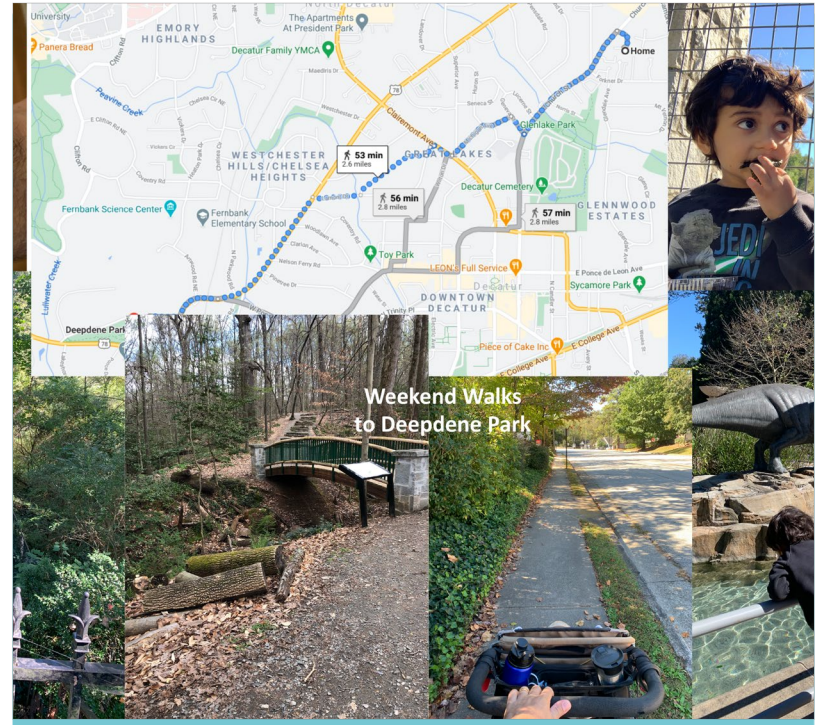
Painting

# Our #IsolationCreations

We stayed home and got creative!



Drawing



Weekend walks to Deepdene Park

# Thank You

---



**SMART ENERGY. STRONG ECONOMY. FOR ALL.**

**[WWW.SEEALLIANCE.ORG](http://WWW.SEEALLIANCE.ORG)**

The background of the slide is a photograph of a library. It shows several wooden bookshelves filled with books of various sizes and colors. The books are mostly in Spanish, with titles like 'OBRAS COMPLETAS', 'EL ESPERANZA ESPAÑOL', and 'JUAN VILLER' visible. The shelves are numbered, with '248', '249', '256', and '258' visible. The lighting is soft, and the overall tone is warm and scholarly.

# Appendix

# Additional Resources

---



Faces of EE from  
E4 the Future

[Learn more](#)

The stories beyond the  
numbers.



Q3 Highlights: July  
– September 2020

[Read more](#)

For full legislative and  
regulatory updates



Effects of COVID-  
19 on Utility  
Energy Efficiency  
Programs

[Recording](#)

[Slides](#)

Originally aired:  
August 18, 2020



Southeast in Time  
of Crisis: Impacts  
and Innovations in  
Energy Efficiency

[Recording](#)

[Slides](#)

Originally aired:  
May 20, 2020

# Regulatory Procedures

State	Commission Practices
AL	Proceedings <a href="#">live streamed</a>
AR	Physical attendance discouraged; daily filings <a href="#">posted online</a>
FL	Proceedings <a href="#">live streamed</a>
GA	Proceedings <a href="#">live streamed</a>
KY	Proceedings <a href="#">live streamed</a>
LA	Proceedings <a href="#">live streamed</a>
MS	Proceedings <a href="#">live streamed</a>
NC	Most hearings <a href="#">virtual</a> ; some postponed
SC	Proceedings <a href="#">live streamed</a>
TN	Transitioning to <a href="#">virtual</a>
VA	Proceedings <a href="#">live streamed</a>

# 2021 Legislative Sessions

---

State	Session Dates
AL	February 21 – May 31
AR	January 11 – April 24
FL	March 2 – April 30
GA	January 11 – April 24
KY	January 5 – March 31
LA	April 12 – June 10
MS	January 5 – April 2
NC	January 13 – June 30
SC	January 12 – June 15
TN	January 12 – May 7
VA	January 13 – February 13