

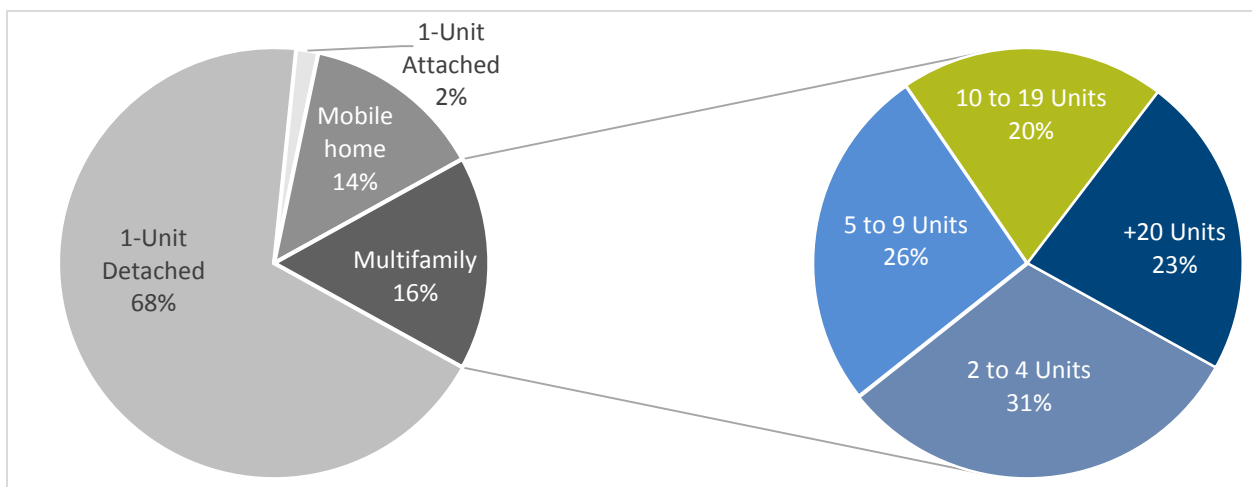
Alabama Building Stock and Construction Data

Population (2015) 4,858,979

Population Density 93 people per sq. mile

Total Area 52,420.07 sq. miles

Composition of Housing Market

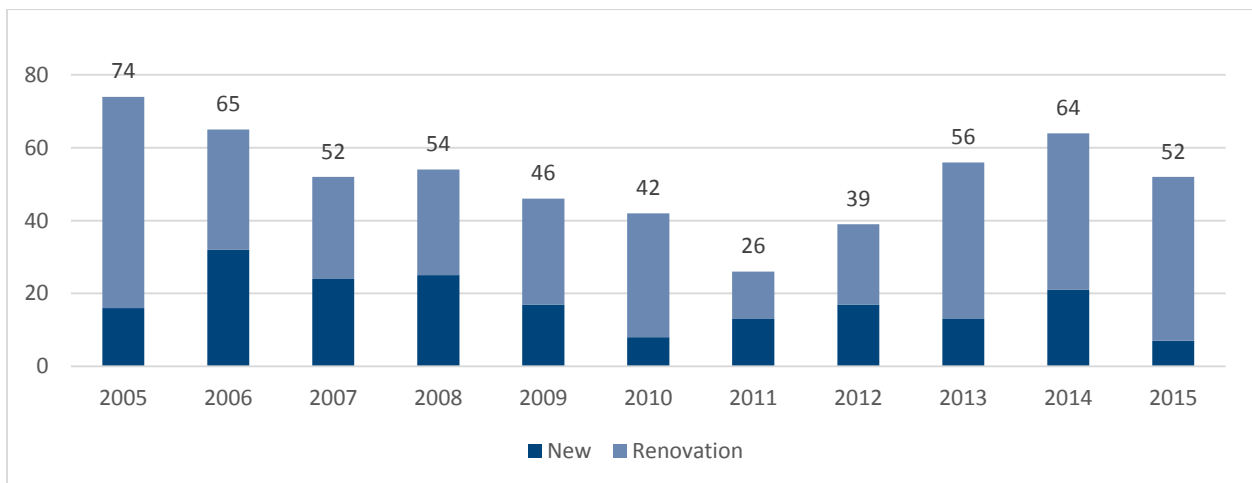


* This chart excludes boat, RV, and van housing units.

Source: 2010-2014 American Community Survey 5-Year Estimates

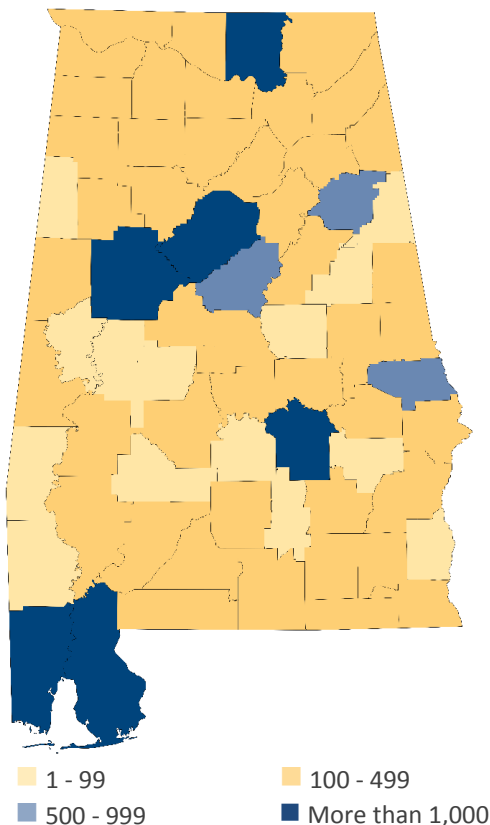
Multifamily Building Construction Starts (2005-2015)

*Data labels represent total number of new construction and renovation projects



Source: Construction Market Data Group LLC

Multifamily Building Constructions Starts by County (2005-2015)



Multifamily Construction

From 2005 to 2015, **33 percent** of multifamily projects in Alabama have been new construction and **68 percent** have been renovations.

The five counties with the highest number of multifamily construction projects include **Jefferson, Mobile, Madison, Tuscaloosa and Montgomery.**

Total and Average Multifamily Project Value (2005-2015)

Project Type	Total Project Value (billions of dollars)	Average Project Value (millions of dollars)
New Construction	\$2.48	\$12.85
Renovation	\$4.70	\$3.70
State Total	\$2.95	\$11.12

Total and Average Multifamily Project Size (2005-2015)

Project Type	Total Project Area (millions sq. ft.)	Average Project Size (sq. ft.)
New Construction	23.28	120,603.82
Renovation	.30	6,790.81
State Total	23.58	99,084.55